
Ginger's Plan™
Activity Book
Volume 1
Color
Solve
Learn
Stay Safe!
Kenny
Oyin
Ginger
Jasmine
Bim
Personal Safety • Problem Solving • Friendship • Confidence

Color the Ginger's Plan Team

Color the characters and say one thing each person helps you remember.



Ginger's Smart Safety Day

Color Ginger getting ready for a safe day.



Ginger's reminder: I can make a plan and ask for help!

Bim Says: Stay Safe!

Color Bim and decorate the safety stars.



Be alert • Stay with a trusted adult • Speak up

My Family Safety Team

Color the family. Draw a safe place you go together.



A trusted grown-up I can call:

_____

A safe place my family knows:

_____

A Safe Day at School

Color the school, teacher, and friends.

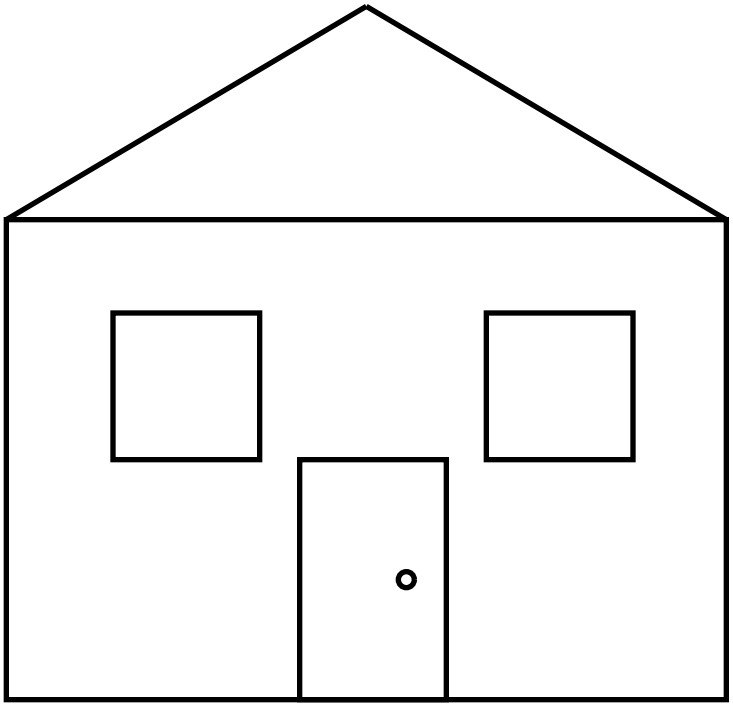

MY SCHOOL

If I need help, I can find my teacher or another trusted adult.

Puzzle 1: Help Ginger Get Home

Start at SCHOOL. Find the path to HOME.

SCHOOL



HOME

Puzzle 2: Safety Word Search

Find 10 words. They may go across, down, or diagonally.

O	F	L	Z	Z	B	I	M	L	J	S	D
P	A	R	E	N	T	S	O	G	N	G	D
B	B	B	X	F	T	V	D	E	T	B	R
P	S	H	K	B	D	N	Q	J	Y	N	U
G	S	P	G	H	E	O	N	T	P	B	H
W	A	L	K	I	N	O	S	H	U	N	G
P	F	G	R	B	B	U	A	I	I	H	Q
G	E	F	Y	H	R	N	I	L	E	K	B
K	T	S	D	T	S	M	U	H	E	U	Z
W	Y	X	B	P	M	C	N	G	E	R	S
F	K	J	V	S	C	H	O	O	L	L	T
P	Z	U	P	L	A	N	K	N	Q	G	P

WORD BANK

SAFETY • FRIEND • PARENTS • TRUST • SCHOOL

ALERT • HELP • PLAN • BIM • WALK

Puzzle 3: Spot the Difference

Find 5 differences between the two pictures.

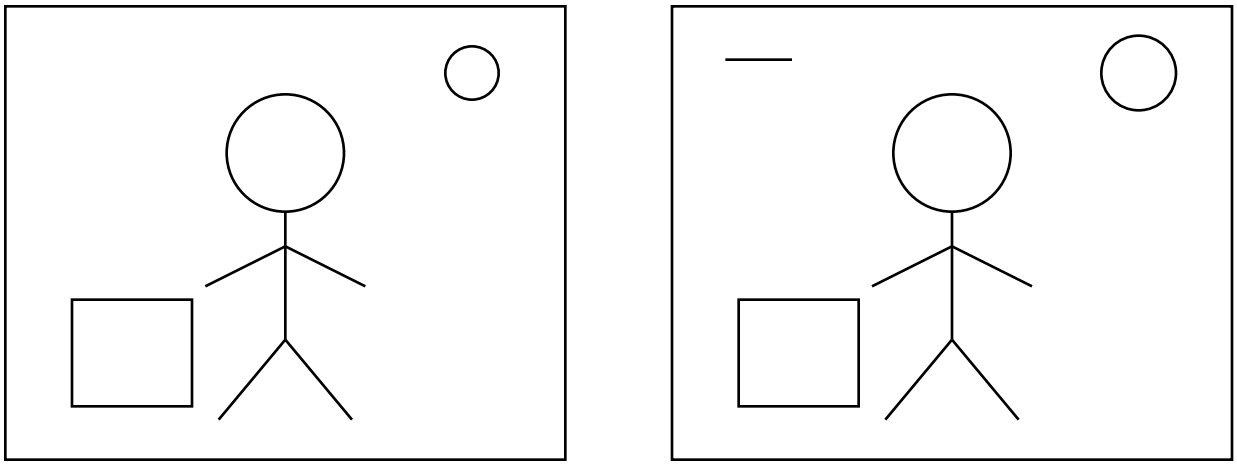

Differences can be in shapes, sizes, or missing details.

1. _____ 2. _____ 3. _____

4. _____ 5. _____

Puzzle 4: Match the Safety Signs

Draw a line from each sign to what it means.

STOP	Stop and check
HELP	Ask a trusted adult
EXIT	Safe way out
PHONE	Call for help

Lesson: Who Are My Trusted Adults?

Draw or write three people you can ask for help.



Person 1



Person 2



Person 3

Trusted adults listen, help, and take your concerns seriously.

Lesson: What Would You Do?

Circle a helpful choice and discuss with a grown-up.

A stranger asks you to go with them.

- ■ Say NO, move away, tell an adult
- ■ Go with them

You get lost in a store.

- ■ Stay in a safe spot; ask store staff
- ■ Leave the store alone

Someone online asks for your address.

- ■ Don't share; tell a trusted adult
- ■ Send your address

A friend feels unsafe.

- ■ Listen and get a trusted adult
- ■ Keep it secret

Puzzle 5: Safe or Needs Help?

Write S for safe choice or H for get help.

- [ ] Walking with your approved caregiver.
- [ ] Sharing your password with a stranger.
- [ ] Telling a teacher when someone scares you.
- [ ] Going somewhere without telling your grown-up.
- [ ] Asking a trusted adult before an online game chat.

Practice Asking for Help

Practice with a trusted adult. Never call emergency services as a game.

My name is:

_____

I am at:

_____

I need help because:

_____

A trusted adult is:

_____

In a real emergency, follow your adult's instructions and local emergency guidance.

My Personal Safety Plan

Complete this page with a parent or caregiver.

My name:

_____

Emergency contact 1:

_____

Emergency contact 2:

_____

Home address:

_____

My school:

_____

Trusted adult at school:

_____

If I feel unsafe, I will:

_____

Lesson: Smart Online Choices

Circle the best answer.

Keep my password: (private / share it)

If a message feels strange: (tell an adult / reply)

My address online: (keep private / post it)

If someone is unkind: (block & tell / argue)

Pause • Protect your information • Tell a trusted adult

My Feelings Matter

Color the faces. Draw how you feel when you are safe.



HAPPY



CALM



BRAVE

Draw or write about a trusted person who helps you feel safe.

Bim's Safety Pledge

Read aloud with your family or classroom.

- [ ] I will notice what is happening around me.
- [ ] I will stay with my trusted grown-up.
- [ ] I will protect my private information.
- [ ] I will speak up when I feel unsafe.
- [ ] I will ask for help when I need it.

My name: _____

Date: _____

What I Learned

Write or draw your answers.

One safety tip I learned:

A trusted adult I can talk to:

If I get lost, I can:

One thing I will practice with my family:

Ginger's Plan Safety Star

Certificate of learning, courage, and smart choices

SAFETY STAR!

Awarded to

_____

for practicing safe choices, asking for help,

and making a personal safety plan.

Parent / Teacher: _____

Date: _____

I can be smart. I can be safe. I can ask for help!