GINGER’S PLAN

SAFETY PUZZLES & GAMES

10 printable activities for young safety detectives

Name: _____

Explore personal safety, trusted adults, online choices, emergency readiness, and the people who help keep our community safe.

Solve • Match • Search • Think • Draw

1. Help Ginger Find a Trusted Adult

Ginger needs help. Find a path through the maze to reach a trusted adult. If you feel unsure or unsafe, tell a trusted grown-up.

START **FINISH**

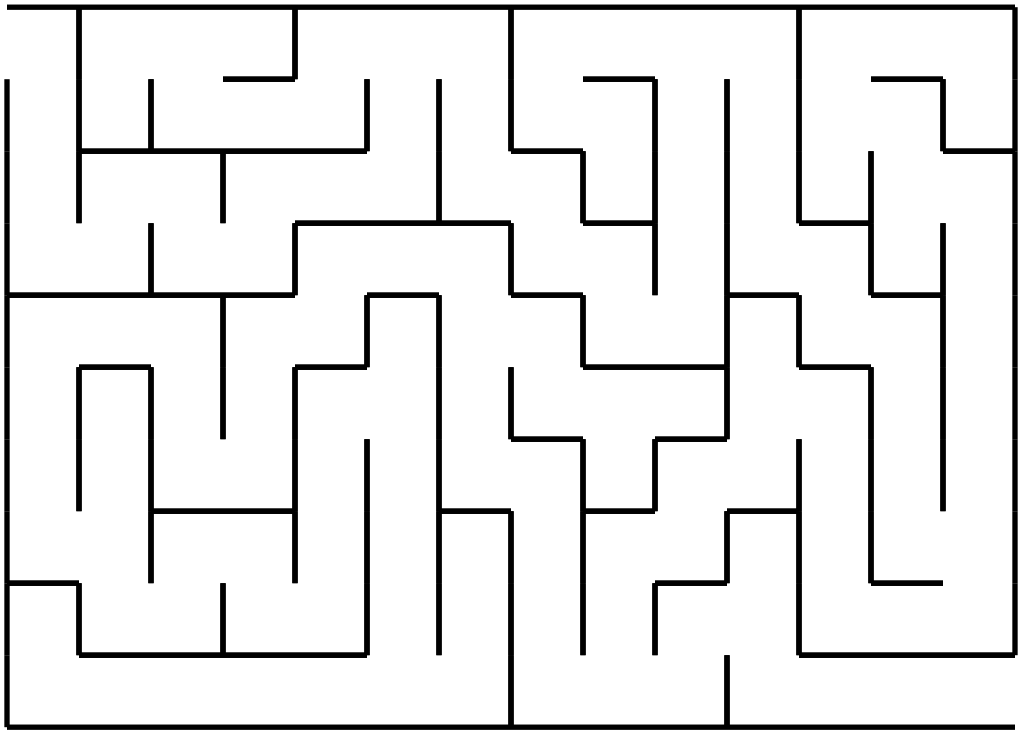

Think: Name two trusted adults you can ask for help.

1. _____ 2. _____

2. Safety Word Search

Find the words hidden across, down, or diagonally. Circle each word when you find it.

C	C	P	L	A	N	O	R	L	X	B	X
X	W	E	Z	9	1	1	K	L	C	V	P
C	N	Z	H	E	L	P	T	A	P	S	A
T	V	M	M	S	A	T	C	E	C	C	U
D	I	T	S	U	R	T	N	X	L	K	M
X	T	F	W	S	O	O	O	S	R	L	C
Q	L	E	A	Y	Q	A	J	T	T	C	P
A	U	M	H	M	W	D	P	Y	T	O	V
P	D	O	I	A	I	L	E	F	A	S	P
J	A	H	E	V	T	L	G	Q	F	Y	K
V	O	P	H	K	M	V	Y	I	G	U	N
Z	Z	Y	G	G	M	H	S	K	G	E	E

Words to find: TRUST • HELP • SAFE • ADULT • 911 • PLAN • STOP • TELL • HOME • FAMILY

3. Who Can Help Me?

Draw a line to match each situation with a helper. More than one helper may be right—talk about your choices!

SITUATION	HELPER
I am lost in a store.	A. Teacher
I need help at school.	B. Store employee at the help desk
There is a fire.	C. Firefighter / 911
I feel sick.	D. Parent or caregiver
Someone online asks for my address.	E. Trusted adult

My trusted adult is: _____

4. Safe Choice or Stop & Check?

Write each number in the best box. If you are not sure, STOP and ask a trusted adult.

1. A grown-up you know asks before taking your photo.
2. A stranger offers you a ride.
3. You tell a trusted adult when something feels wrong.
4. Someone online asks you to keep a secret from your family.
5. You check with your caregiver before going somewhere.

SAFE CHOICE	STOP & CHECK
Numbers: _____	Numbers: _____
_____	_____
_____	_____

What should you do if a choice feels unsafe? _____

5. Safety Mini Crossword

Fill in the answers. Use the clues below; write one letter in each box.

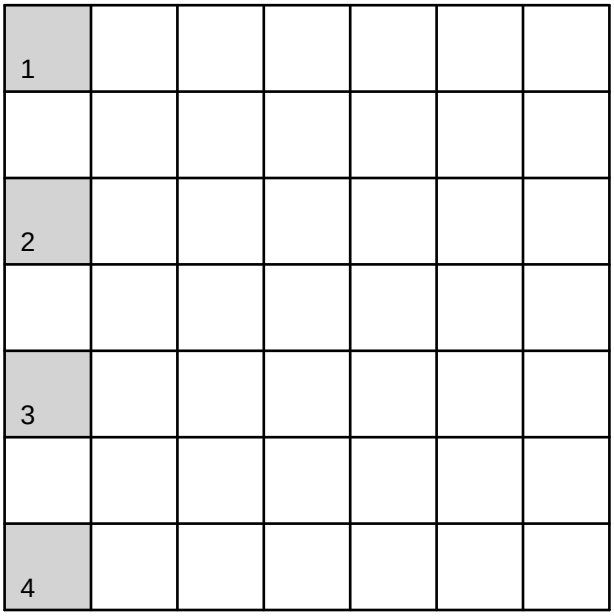

Across

1. A person you can go to for help (5 letters)
2. To tell someone what happened (4 letters)
3. The opposite of unsafe (4 letters)
4. A plan for what to do (4 letters)

6. Ginger’s Emergency Plan

Put the steps in order by writing 1–4. Then draw a line to the safe meeting place your family chose.

___ Get outside and away from danger.

___ Tell a trusted adult / call emergency services when safe.

___ Stay calm and follow the plan.

___ Go to the family meeting place.

Our meeting place: _____

Draw a picture of your family’s meeting place:

7. Online Safety Detective

Read each message. Circle the clue that tells you to STOP and tell a trusted adult.

A. “Let’s play the game your teacher showed us.”

B. “Send me your home address and keep it secret.”

C. “Ask your grown-up before clicking this link.”

D. “I’m a stranger, but I want to meet you alone.”

Detective notes: What should you do if a message makes you uncomfortable?

8. Personal Space Puzzle

Personal space means your body belongs to you. Read each situation and choose: OK, NOT OK, or ASK FIRST.

Situation	Your choice
A friend asks before giving a hug.	_____
Someone keeps touching you after you say stop.	_____
You ask before borrowing someone's things.	_____
A grown-up says you must keep an uncomfortable touch secret.	_____

If someone crosses your boundary, you can say: _____

9. Community Helpers Match-Up

Connect each helper to what they do. Write the letter beside each job.

HELPER	JOB
1. Police officer	A. Helps when there is a fire
2. Firefighter	B. Helps people learn at school
3. Teacher	C. Helps protect the community
4. Doctor / nurse	D. Helps care for sick or injured people

Draw one community helper you would like to thank:

10. Build Your Safety Team

Your safety team is made of trusted people who can help. Add names or draw them in the circles. Include at least two trusted adults.



Trusted adult



Trusted adult



School helper



Family



Other helper

If I need help, I can: **STOP • GET AWAY • TELL**

ANSWER KEY — Grown-Up Guide

Use this page to check answers and discuss each activity. Children may have different trusted adults and safe choices.

1. Maze: any open route from START to FINISH.

2. Word search: TRUST, HELP, SAFE, ADULT, 911, PLAN, STOP, TELL, HOME, FAMILY.

3. Sample matches: lost in store–B; school–A; fire–C; sick–D; online address request–E.

4. Safe choice: 1, 3, 5. Stop & check: 2, 4.

5. 1 TRUST (trusted adult); 2 TELL; 3 SAFE; 4 PLAN.

6. Suggested order: get outside (1), tell/call when safe (2), follow plan (3), meeting place (4). Adapt to family plan; never re-enter danger.

7. B and D are red flags. Tell a trusted adult; do not share personal information or meet strangers.

8. Ask first; NOT OK; OK; NOT OK. Children can say no and tell a trusted adult.

9. 1–C, 2–A, 3–B, 4–D.

10. Personal responses. Encourage at least two trusted adults and one school/community helper.